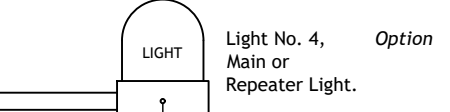

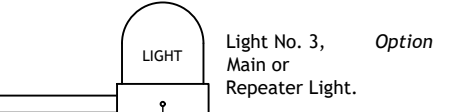

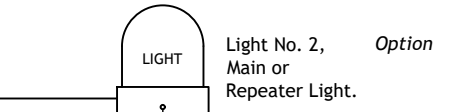

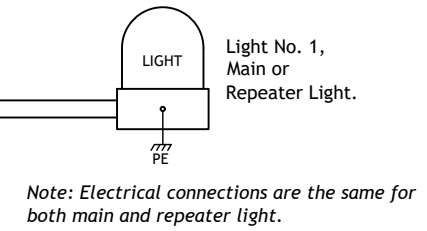

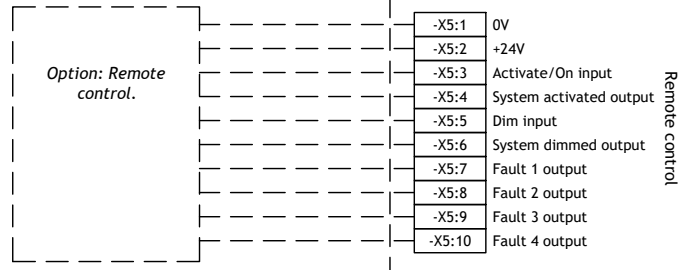
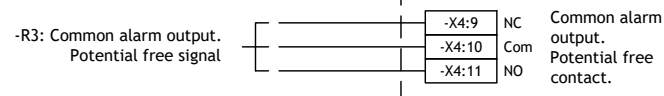
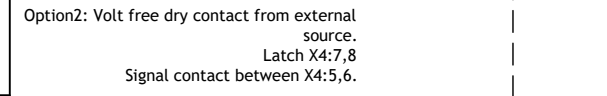
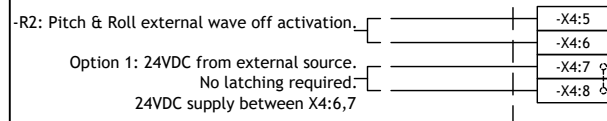
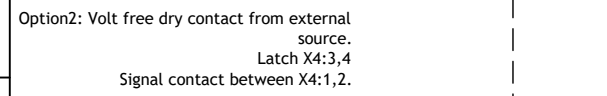
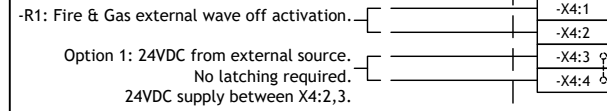
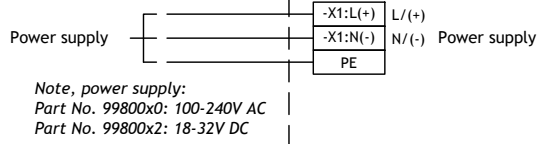


### CONTROL PANEL 99800xx



Note: Ref. user manual for dimensioning of cables.  
Note: Ref. user manual for optional wiring methods of light units.

Date	23.02.17	Strandsvingen 6, P.O.Box 8033
Design	TRY	N-4068 STAVANGER, NORWAY
Approved	BKF	www.tranberg.com info@tranberg.com
Norm		© TRANBERG A.S 2017



TEF9980 Status Light  
System wiring  
Generic drawing

Dwg. No.:	996A112030	File No.:	996A112030	Sheet no. 1
			996A112030	Total 1