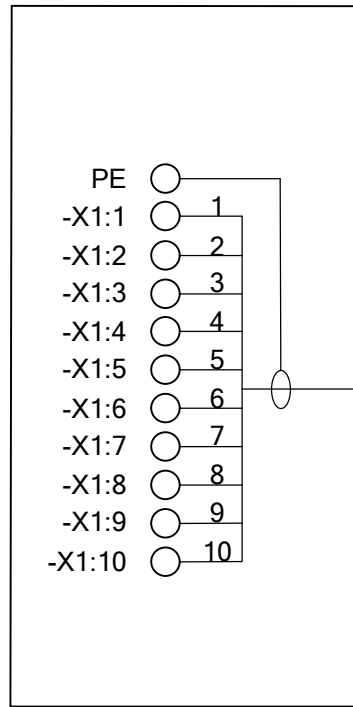


A

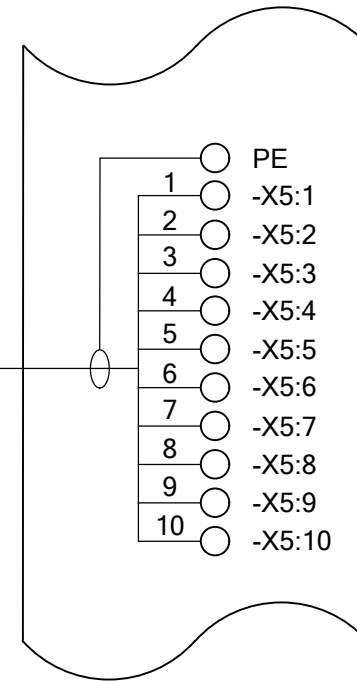
TEF 9980 040 Ex. remote control



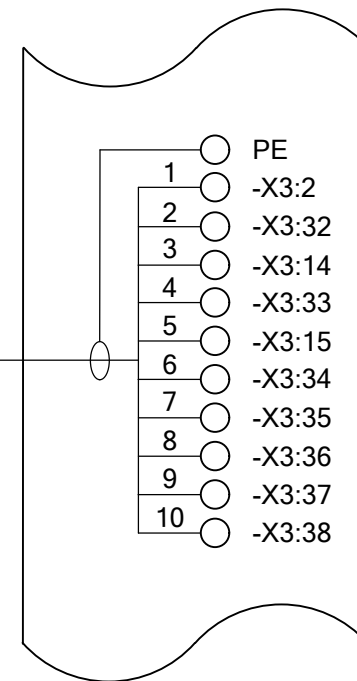
10x0.75 mm² + PE

The remote control panel may only be connected to one of these control systems

TEF 9980 Control system



TEF 4600 Control system



B

C

D

E

F



WARNING!
Do not connect/disconnect wires when energized.

				Date	02.03.17
B	Correct X5	25.04.23	OSU	Design	BKF
A	4600-connections	27.06.17	BKF	Approved	
Edition	Revision	Date	Signature	Norm	

Strandsvingen 6, P.O.Box 8033
N-4068 STAVANGER, NORWAY
www.tranberg.com info@tranberg.com
© TRANBERG A.S 2017



TEF 9980 Ex. remote panel
Status lights
Connection to control system

Dwg. No.:	996A112077	
File No.:	996A112077	Sheet no. 1
		Total 1