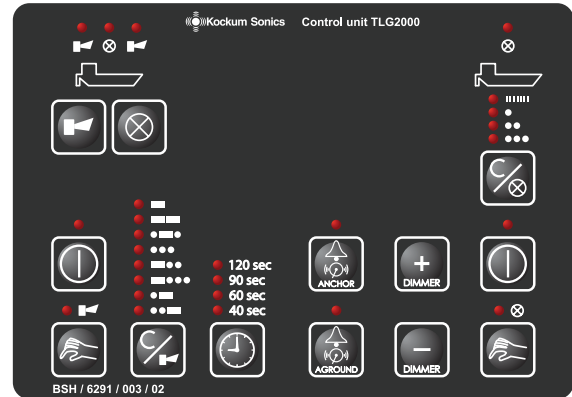


# Signal Controller TLG 2000, Ref.no. 245.80.309

## General

TLG 2000 is a multipurpose sound and light signal controller with a number of important features:

- Several sound and light signal characters according to the Rules in the International Regulations for Preventing Collisions at Sea can be automatically emitted.
- General Emergency Alarm given as a combined sound and light signal.
- Automatic Bell & Gong signalling for Anchor and Aground.
- All signalling can be made automatic or by hand manoeuvre.



Front panel

## Sound signalling

Eight different signal characters can be given with variable interval. The signals are given as sound signals only or as combined sound and light signals.

Eight standard characters according to colreg Rule 35

—	"T"	Making way through the water
— —	"M"	Not making way through the water
— · ·	"D"	Vessel not under command
— · · ·	"B"	Vessel being towed
· — ·	"R"	Vessel at anchor
· · ·	"S"	Great Lakes and St Lawrence Seaways, fog signal
· · —	"U"	Vessel aground
· —	"A"	Keep clear (inland)

## Light signalling

Optical flash signals for Attention and Manoeuvring according to Rule 34.

· · · · ·	Attention
·	"E" Altering my course to starboard
· ·	"I" Altering my course to port
· · ·	"S" Operating astern propulsion

NOTE! Attention is not a repeated signal but the manoeuvring flashes are emitted until a stop command is given on the TLG 2000 control panel.

## General Emergency Alarm

· · · · · —	GEA
· — · —	Abandon Ship

## Technical data

Dimensions:

Width x Height x Depth = 196 x 140 x 60 mm

Weight: approx. 1.2 kg

Power source for the controller, alternatives:

24V DC (only single supply)

115 – 230 V AC (50/60 Hz) as option

Power consumption: 2 W

Operating temperature range: 0...+70°C

Power source for valves, contactors and light:

115 - 230 V AC or 24 V DC

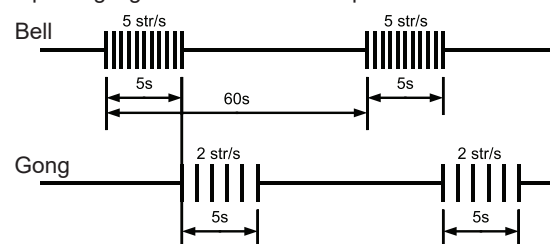
Protection class, front panel: IP 65

Front panel colour:

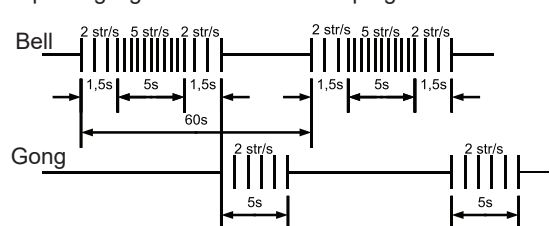
signal black RAL 9004.

## Bell and Gong signalling

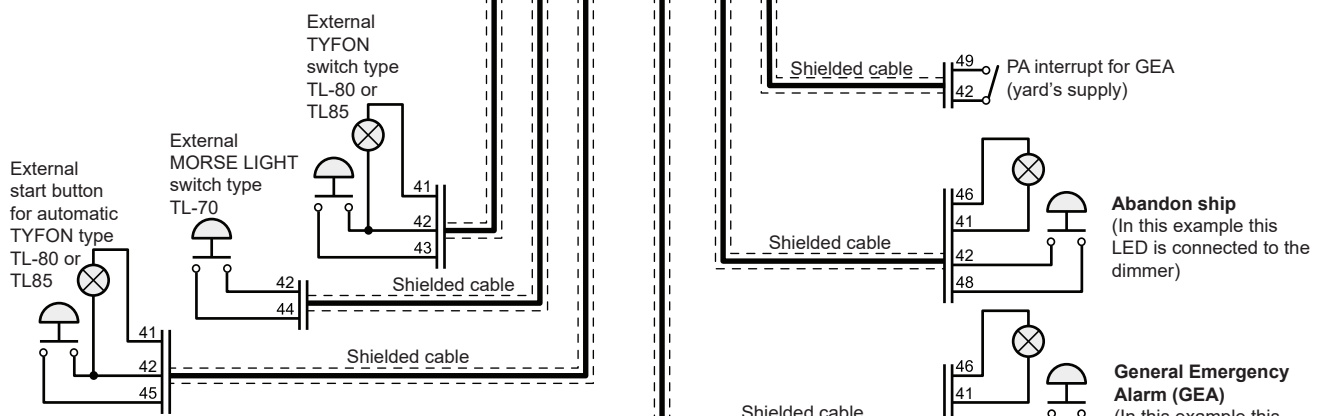
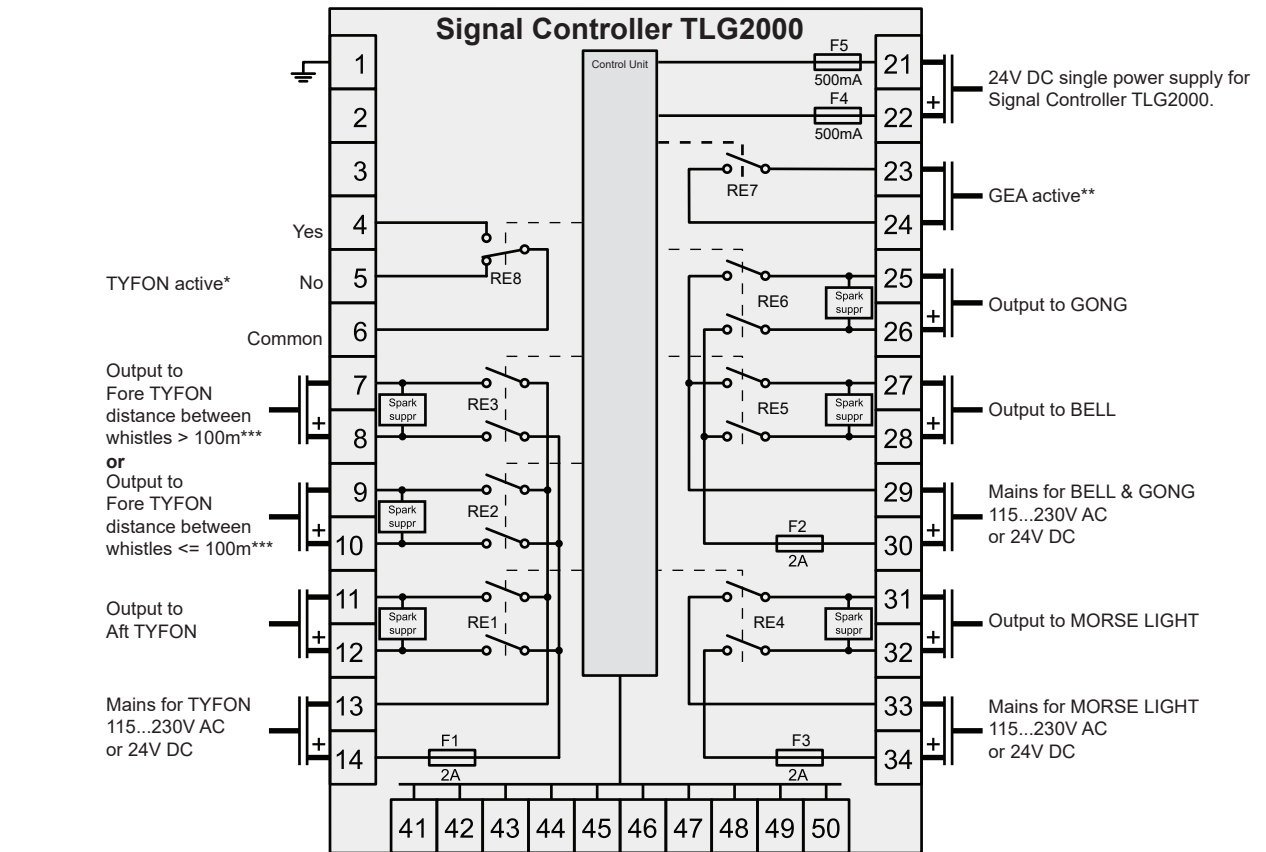
Repeating signal characters for ship at anchor



Repeating signal characters for ship aground



# External wiring diagram for Signal Controller TLG 2000



**Notes.**

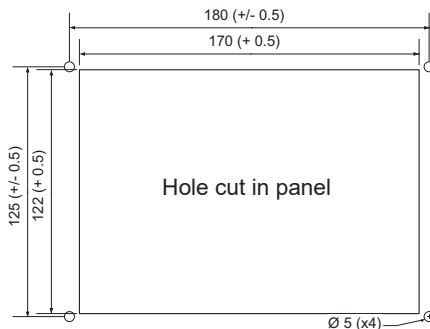
\* This potential free relay output is used in conjunction with external Sound Signal Surveillance System type S90. The relay output will change state when the Control Unit is activating a TYFON. Max load 230V AC/800mA...30V DC/800mA

\*\* A potential free relay output that will change state when an GEA (General Emergency) alarm is activated on the Control Unit. Max load 230V AC/1.6A...30V DC/1.6A

All cables to be shielded and shield connected to ships ground.

**Mounting:**

The unit can be panel mounted in a console or as an option wall mounted with use of an extra box.



AC/DC converter	201.42.028
Box	217.75.055
Push buttons:	
TL 70	245.00.217
TL 80	245.00.009
TL 85	245.00.009 + 205.70.033 + 205.60.127
Abandon ship	245.00.100
GEA	245.00.101
Box, watertight	245.00.007

Qty.	Name	Ref. no.
1	Fuse kit	229.10.075
1	Relay kit	229.10.085

Recommended spare parts to be kept onboard