

TRANBERG® ENCLOSURE HEATERS

TEF 9209 Ex 60079-30-1 eb mb, T4 120 VAC, with Junction Box and Thermostat

Zone 1, Zone 2 & Safe Area



An enclosure heater is protecting mechanical, electrical and electronic equipment from freezing, condensation and corrosion. R. Stahl Tranberg offers globally approved Ex, self regulating enclosure heater in AISI

316L steel housing and low maintenance requirements. This model is supplied with junction box and ambient air thermostat, +5°C or +15°C and with power output from 100W up to 600W at 0°C.

It has a low profile and is easy to fit inside cabinets. The self regulating heating element prevents overheating.

Application

- For use inside equipment enclosures and cabinets to prevent condensation and provide climatic control.
- Frost protection.

Features and benefits

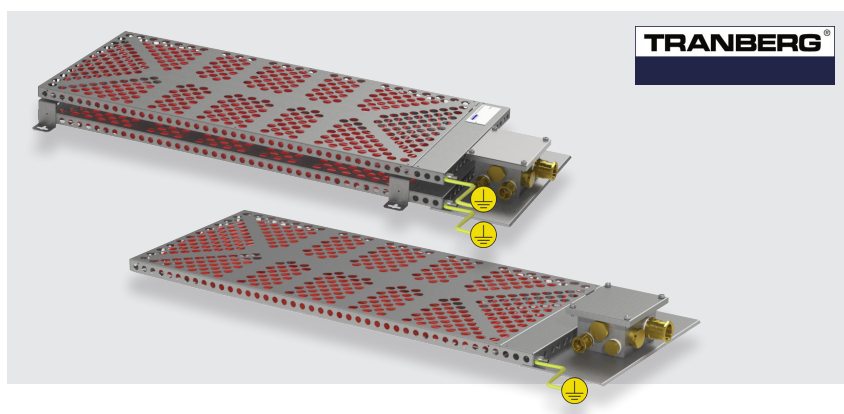
- Low profile, easy to fit inside cabinets.
- Self regulating heating element. Prevents overheating.
- AISI 316L.
- Low maintenance.

Approvals and certificates

CML 22ATEX3623X

CML 22UKEX3624X

IECEX CML 22.0096X



Technical Data

Ex protection:	Ex II 2G Ex eb mb IIC T4 Gb
Operational ambient temp.:	-50°C ... +50°C
Max. withstand ambient temp.:	+50°C (Heater is energized) / +80°C (Heater is de-energized)
Nominal voltage:	120V 50/60 Hz
Inrush current:	4x Nominal current for min. 30 sec.
Material:	AISI 316L / EN 1.4404
Electrical connection:	The supply circuit shall include an electrical protection device according to IEC/EN 60079-30-1 CL 4.3. The unterminated flying lead 2.5mm ² cable need an appropriate protection of the free end of the cable (for example terminated in an Ex e junction box). For heaters with a thermostat, max 16A circuit breaker with a breaking capacity of min. 1500A.
Ingress Protection (IP):	For use in enclosures with min. IP54 or higher.
Mounting:	Mounted with 4 pcs M6 screws.
Terminals in junction box:	6mm ² : 2+2 pcs, 2.5mm ² : 2 pcs, 10mm ² PE terminals: 3 pcs.
Cable Glands:	1 pc TEF E204/622 M25/D2/9mm, 1 pc TEF 7302 M25 drain plug, TEF 650 M20/M25 Stopping plugs.
Thermostat:	1 pc. ambient air sensing thermostat. Switching temp.: +5°C or +15°C. Hysteresis: +5°C / -5°C

TRANBERG STAHL

THE STRONGEST LINK.

R. STAHL TRANBERG AS

Main office | Strandsvingen 6 | N-4032 Stavanger, Norway | T +47 51 57 89 00 | E info.no-st@r-stahl.com | stahl-tranberg.com
Oslo office | Lührtoppen 2 | N-1470 Lørenskog, Norway | T +47 24 08 44 10 | E info.no-os@r-stahl.com | stahl-tranberg.com

TRANBERG® ENCLOSURE HEATERS

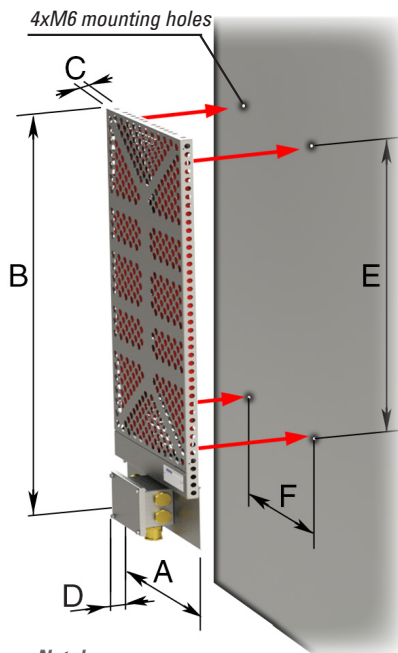
TEF 9209 Ex 60079-30-1 eb, T4 120 VAC, with Junction Box and Thermostat
 Zone 1, Zone 2 & Safe Area

Description	Part No. +5°C	Part No. +15°C
Enclosure heater w/ JB & Thermostat, 100W @ 0°C	92097401	92097601
Enclosure heater w/ JB & Thermostat, 175W @ 0°C	92097402	92097602
Enclosure heater w/ JB & Thermostat, 300W @ 0°C	92097403	92097603
Enclosure heater w/ JB & Thermostat, 600W @ 0°C (Sandwich)	92099406	92099606


* **Note:** Ambient Air Thermostat : +5°C : Switches heater ON at approx. +3°C ambient temp., and OFF at approx. 11°C ambient temp.
 Ambient Air Thermostat : +15°C : Switches heater ON at approx. +10°C ambient temp., and OFF at approx. 20°C ambient temp.

* Nominal output	Overall dimensions				Mounting dimensions		Weight
	A	B	C	D	E	F	
100W	245	684	30	80	440	200	4,9 kg.
175W	280	834	30	80	590	240	6,7 kg.
300W	360	1004	30	80	760	320	9,7 kg.
600W	424	1004	80	80	760	397	18,7 kg.


Dimensions / Mounting instructions




4xØ6 mounting holes on the backside of the heater.



For the sandwich model, insert the M6 screws and a washer in the mounting brackets as shown. Use a wrench for tightening the screws firmly.



Hold the heater close to the installation surface, and insert the M6 screws in each of the 4 mounting holes.



Use a socket wrench to tighten the screws firmly and securing the heater.

