


1


Tools needed



2


VERY IMPORTANT!!!

Blow the pipe clean at least 4x5 minutes before the first TYFON test.




3

Mounting details




Lock Washer
This side!

Washer



4

Tighten bell piece bolts firmly:
Check that the anchor bolts are well tightened



5

Electrical wiring diagram inside box cover




6

**Remove air inlet cap
Connect air supply
Use standard joints**



7

El. connectors for main/emergency/heating



8

Testing Instructions

